



Hello, my name is David Curran



currand@moonhall.co.uk






Assistive Technology – a parent / carer guide

- An introduction to Assistive Technology
- FREE Microsoft resources (dictate and immersive reader / read aloud on Word, Powerpoint, Outlook and Teams; dictate search and read aloud on Microsoft Edge)
 - Ease of access
 - Editor Accessibility
- FREE Google resources
- Guide to TextHelp Read&Write app
- Demo of MS (Office) Lens - FREE
- Demo of Reader pens & Orcams
- (FREE) Touch typing resources
- (FREE) Reading resources



Maths anyone?





Maths anyone?

Headline facts and figures - 2021/22

Permanent exclusions

6,495

Up from 3,928 in 2020/21

► [What is this?](#)

Permanent exclusions (rate)

0.08

Up from 0.05 in 2020/21

► [What is the permanent exclusion rate?](#)

Suspensions

578,280

Up from 352,454 in 2020/21

► [What is this?](#)

Suspension (rate)

6.91

Up from 4.25 in 2020/21

► [What is the suspension rate?](#)

Rates are higher among pupils with special education needs (SEN)

The suspension rate for pupils with an education, health and care (EHC) plan is 17.63, and for pupils with SEN with no EHC plan (SEN support) is 18.59, compared to 4.69 for those without SEN.

The permanent exclusion rate for pupils with an EHC plan is 0.13, and for pupils with SEN support is 0.25, compared to 0.05 for those without SEN.

Suspension and permanent exclusion rates - by SEN provision, 2018/19 to 2021/22

	Suspension (rate)				Permanent exclusions (rate)			
	2018/19	2019/20	2020/21	2021/22	2018/19	2019/20	2020/21	2021/22
SEN with statement or EHC	16.11	11.71	12.98	17.63	0.15	0.10	0.08	0.13
SEN without statement	15.59	11.01	11.86	18.59	0.32	0.20	0.15	0.25
No SEN	3.57	2.44	2.80	4.69	0.06	0.04	0.03	0.05

Thoughts?



The Medical Model of Disability



This is a diagram of the traditional Medical Model of Disability, which the Social Model was developed to challenge.



The Social Model of Disability

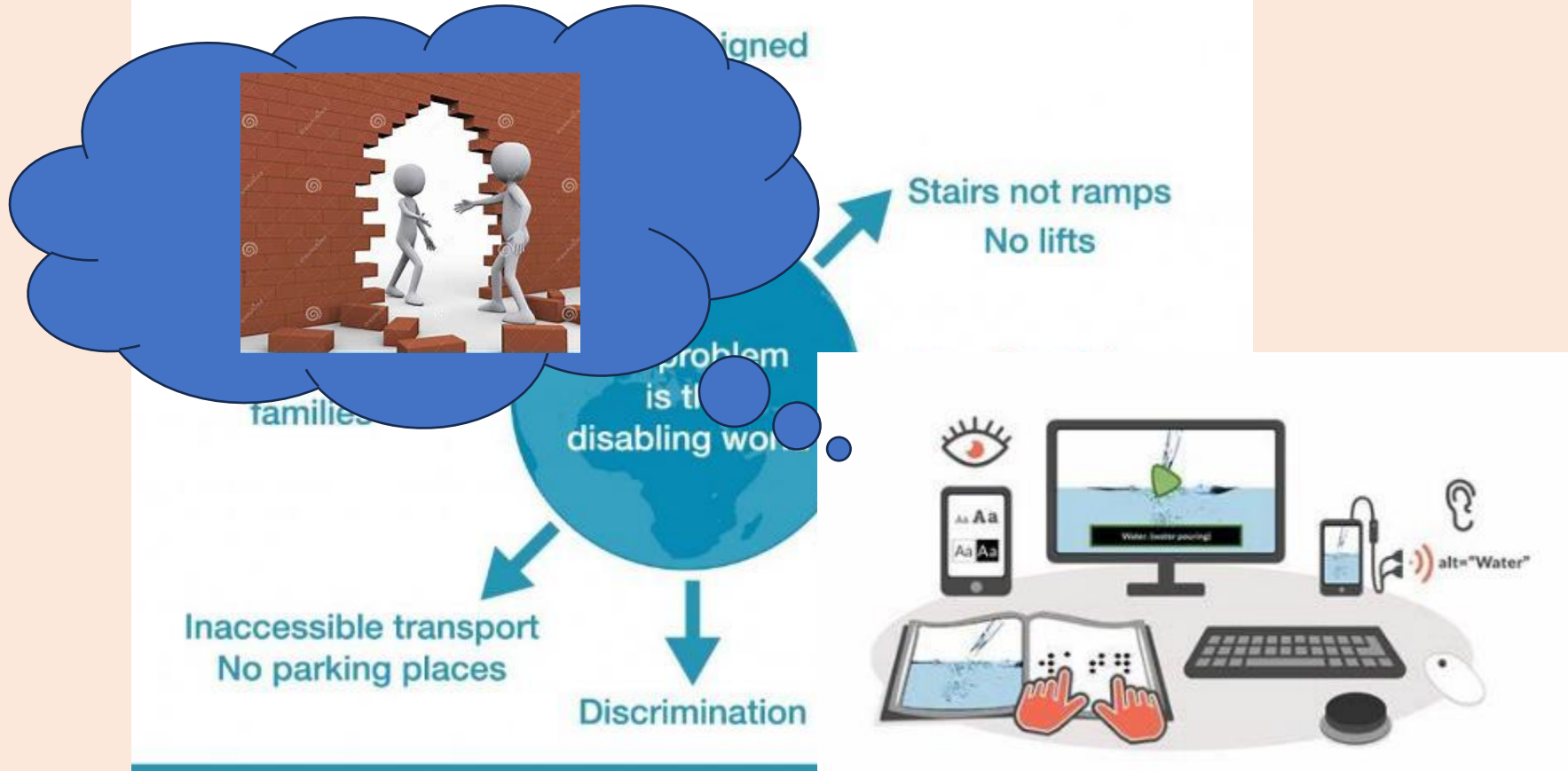


The Social Model of Disability states that the oppression and exclusion people with impairments face is caused by the way society is run and organised.



Assistive / Inclusive Technology

The Social Model of Disability

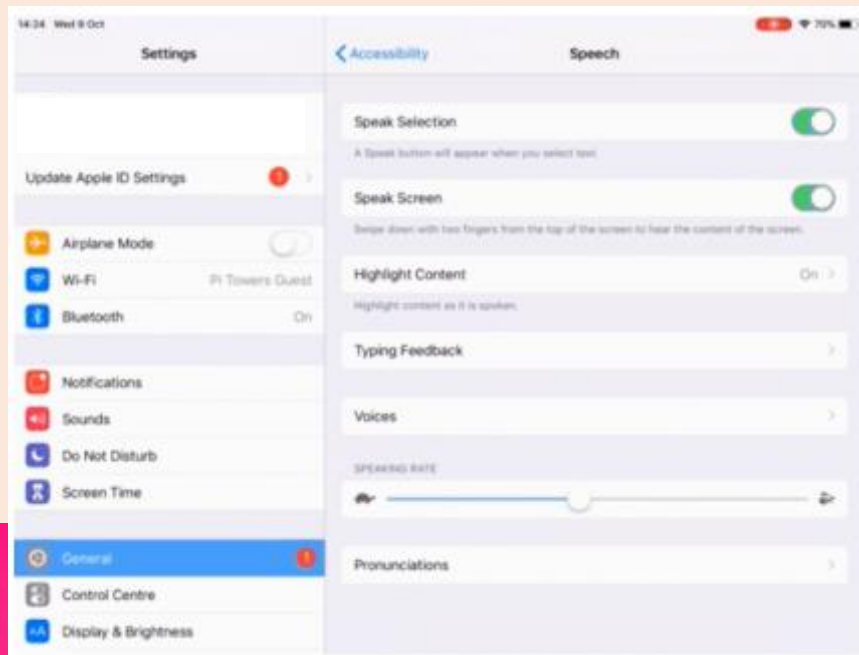
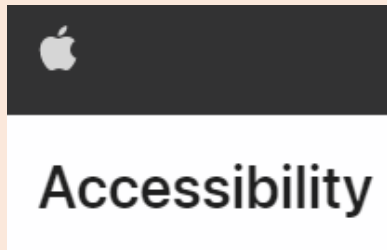


The Social Model of Disability states that the oppression and exclusion people with impairments face is caused by the way society is run and organised.



Challenges and Limitations of Implementing Assistive Technology







Accessibility

Android accessibility





Dyslexia friendly style guide

Readable fonts

- Use sans serif fonts, such as Arial and Comic Sans, as letters can appear less crowded. Alternatives include Verdana, Tahoma, Century Gothic, Trebuchet, Calibri, Open Sans.
- Font size should be 12-14 point or equivalent (e.g. 1-1.2em / 16-19 px). Some dyslexic readers may request a larger font.





Joint Qualification Council (JCQ) Advice

Use of technology

SENCOs may wish to consider the use of technology to a much greater extent instead of readers and scribes. Computer readers, examination reading pens, speech recognition technology and word processors not only allow candidates to work independently but are also a better preparation for Further and Higher Education and the world of employment.

©JCQ 2020 – Effective from 1 September 2020



Technologies suggested by JCQ

What are they?

Computer
Reader

Exam
Pen

Speech
Recogn-
ition

Word
Processor

[Stop dyslexics underperforming in exams- Apps for Dyslexics – YouTube \(Achieve Now\)](#)





Assistive Technology – a parent / carer guide

Assistive Technology (AT)



Our aim is for Assistive Technology to become part of all that we do, for it to be second nature so that our pupils can access this support independently and with confidence.

We want all of our learners to be independent and not seek reliance on an individual for support if they can avoid it. By using Assistive Technology this develops their independence and skills that they can use both throughout their lessons each day and also after their time at Moon Hall.







Assistive Technology – a parent / carer guide

- An introduction to Assistive Technology
- FREE Microsoft resources (dictate and immersive reader / read aloud on Word, Powerpoint, Outlook and Teams; dictate search and read aloud on Microsoft Edge)
 - Ease of access
 - Editor Accessibility
- FREE Google resources
- Guide to TextHelp Read&Write app
- Demo of MS (Office) Lens - FREE
- Demo of Reader pens & Orcams
- (FREE) Touch typing resources
- (FREE) Reading resources





Microsoft

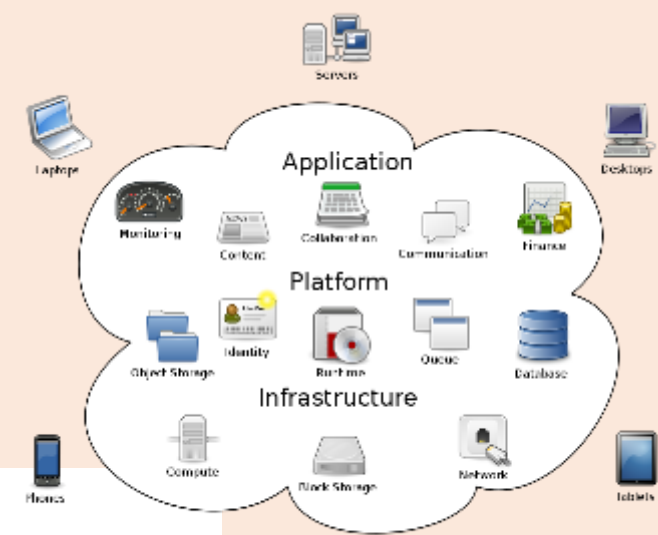



Get started with Office 365 for free

Students and educators at eligible institutions can sign up for Office 365 Education for free, including Word, Excel, PowerPoint, OneNote, and now Microsoft Teams, plus additional classroom tools. Use your valid school email address to get started today.

Enter your school email address

GET STARTED

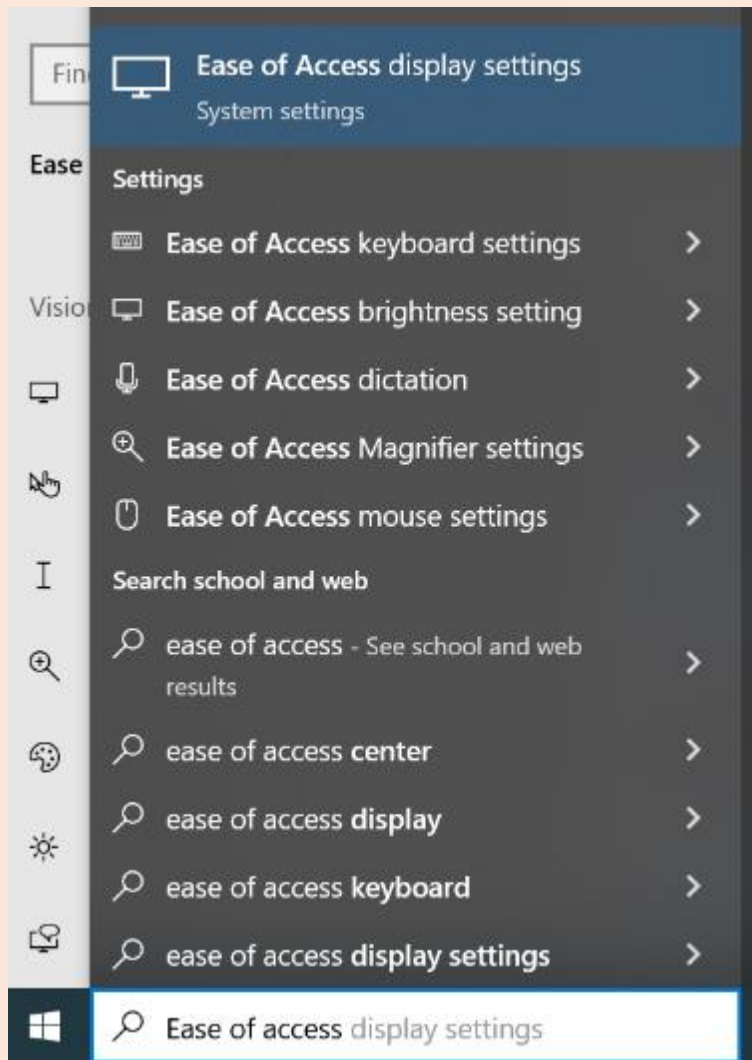


Accessibility tools for Office



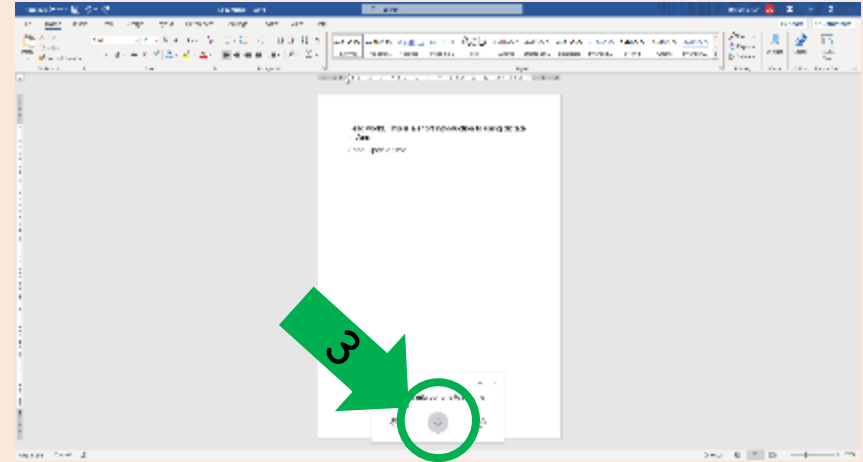
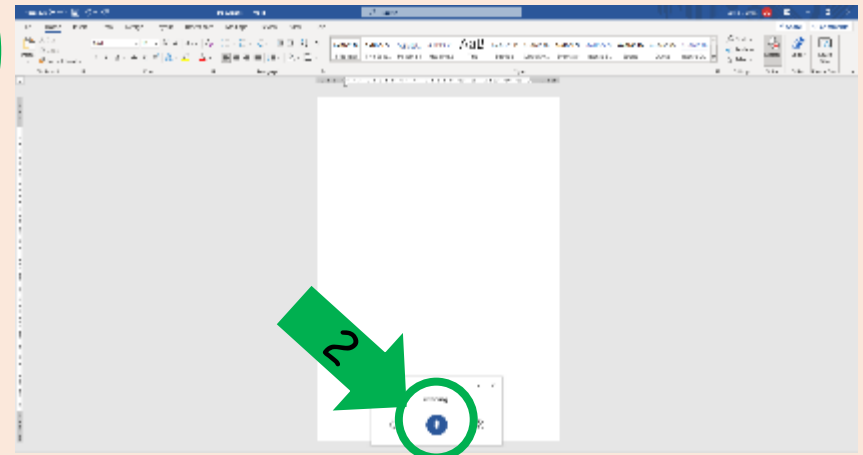
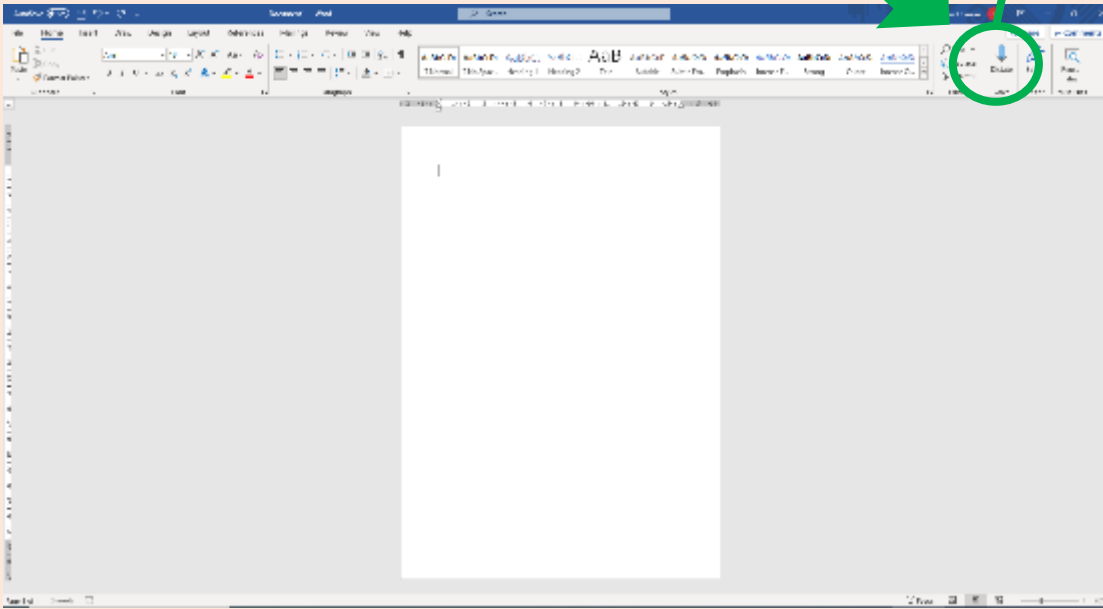
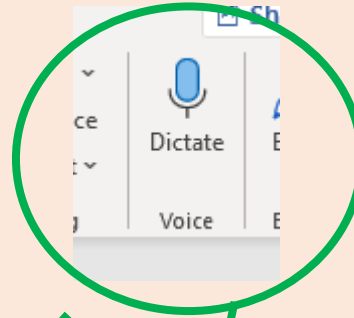


Accessibility - Ease of Access (Windows)



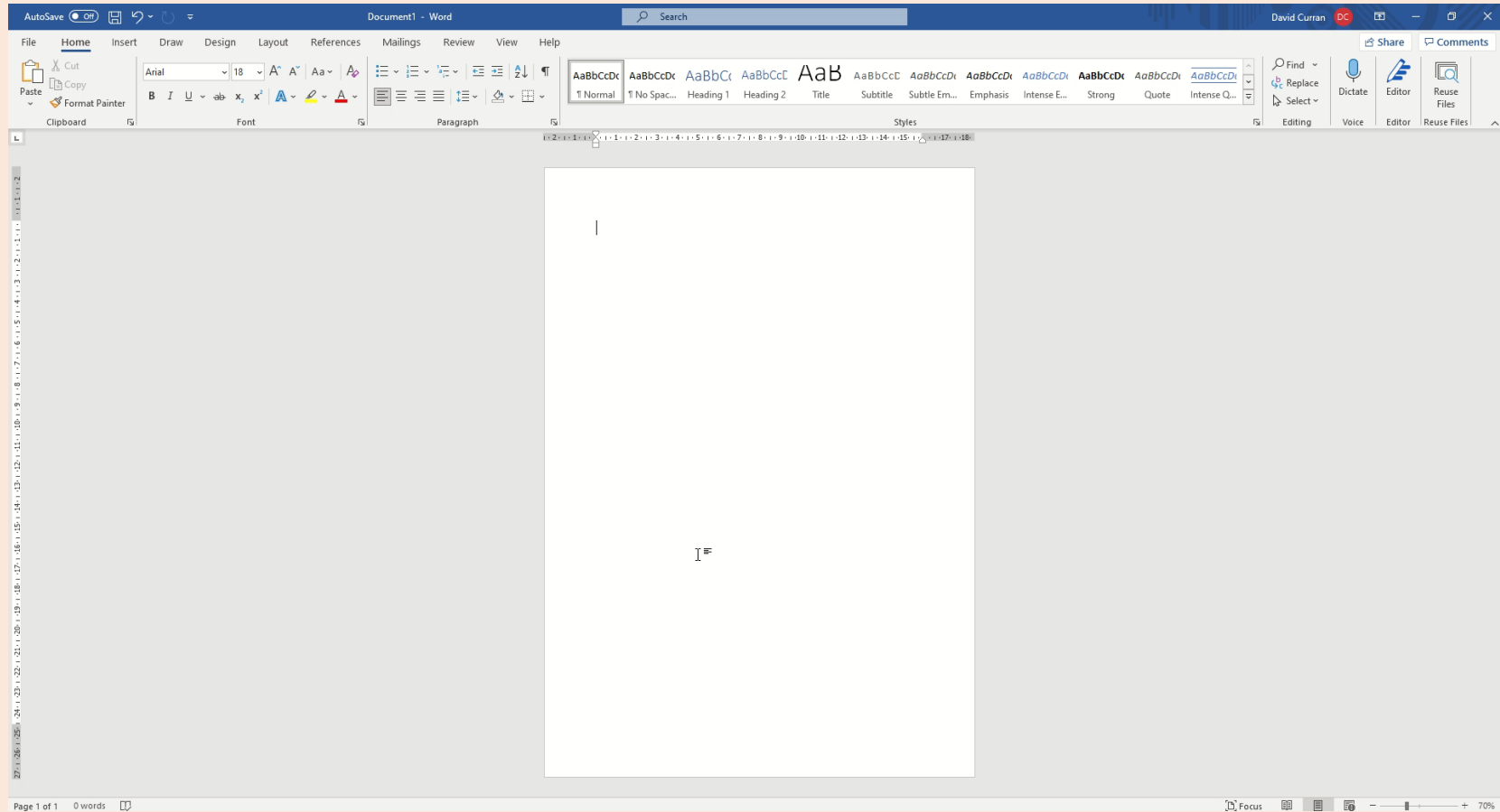


Using 'Dictate' in Word



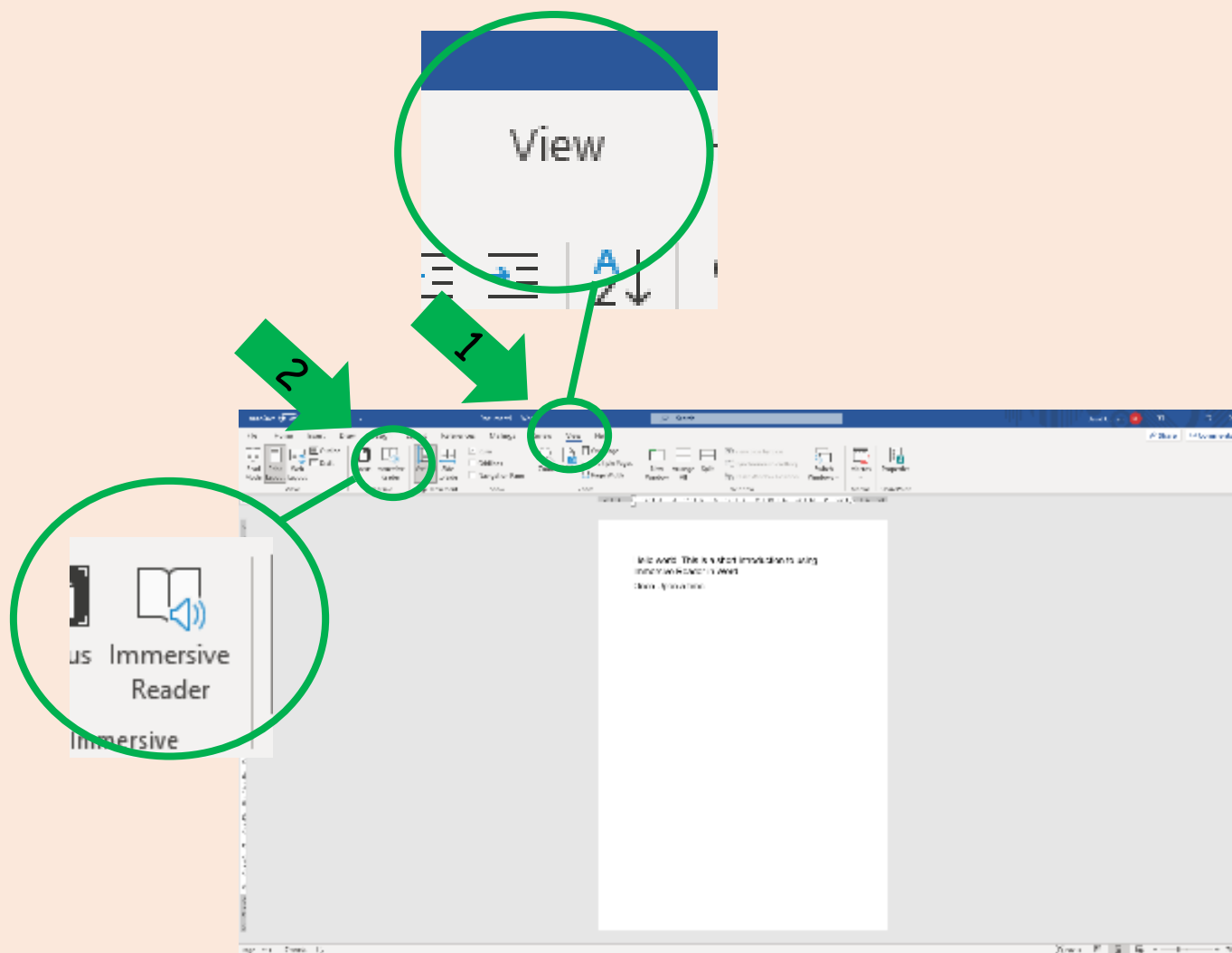


Using 'Dictate' in Word



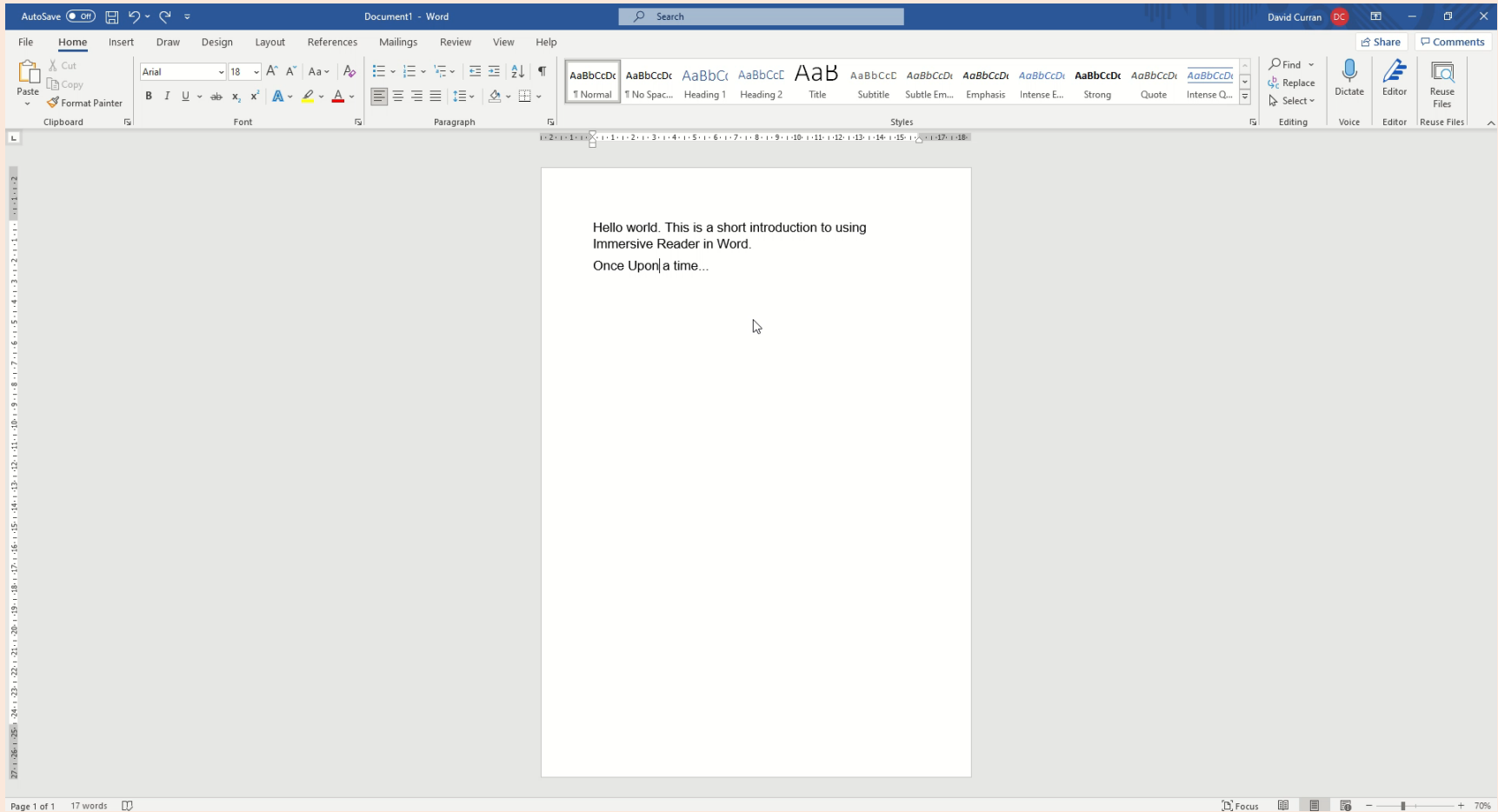


Using 'Immersive Reader' in Word



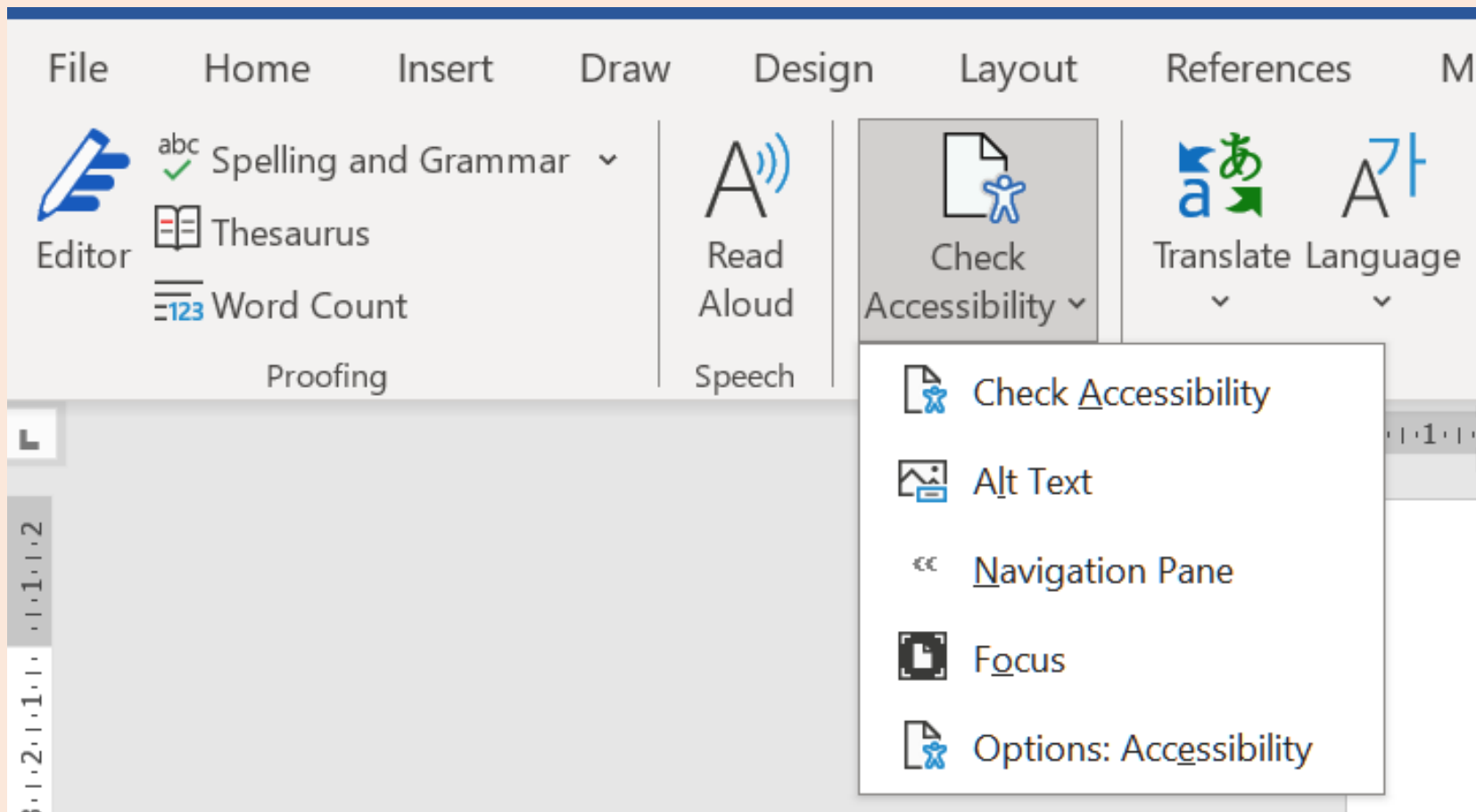


Using 'Immersive Reader' in Word





Using 'Editor' and 'Accessibility' in Word



The screenshot displays the Microsoft Word ribbon with the following sections and options:

- File**
- Home**
- Insert**
- Draw**
- Design**
- Layout**
- References**
- Mailings**

The **Editor** section includes:

- Spelling and Grammar (with a checkmark icon)
- Thesaurus (with a book icon)
- Word Count (with a document icon and the number 123)

The **Proofing** group is labeled below the Editor section.

The **Accessibility** section includes:

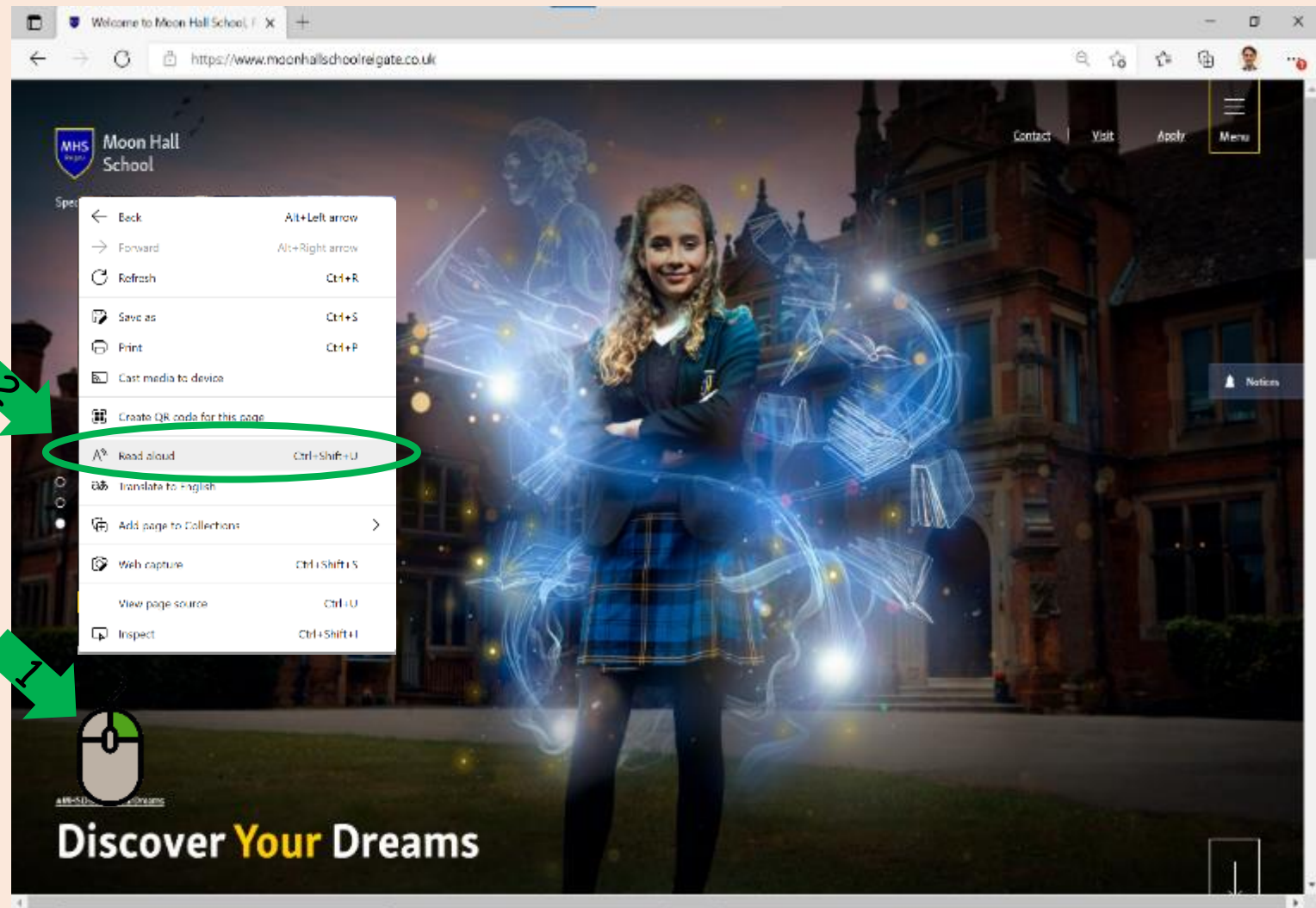
- Read Aloud (with a large 'A' and sound waves icon)
- Check Accessibility (with a document icon and a person icon)
- Translate Language (with a document icon and a language icon)
- Language (with a large 'A' and a language icon)

The **Check Accessibility** dropdown menu is open, showing the following options:

- Check Accessibility
- Alt Text
- Navigation Pane
- Focus
- Options: Accessibility



Using 'Immersive Reader' in Edge



The screenshot shows the Microsoft Edge browser window displaying the Moon Hall School website. The address bar shows the URL <https://www.moonhallschoolreigate.co.uk>. The website header includes the MHS Reigate logo and navigation links for Contact, Visit, Apply, and Menu. A context menu is open over the page, listing various actions with their keyboard shortcuts. The 'Read aloud' option, which is the Immersive Reader feature, is highlighted with a green oval. A green arrow labeled '1' points to the mouse cursor icon at the bottom left of the browser window, and another green arrow labeled '2' points to the 'Read aloud' option in the context menu. The website content features a young woman in a school uniform standing in front of a large building at night, with the text 'Discover Your Dreams' at the bottom.

Action	Keyboard Shortcut
Back	Alt+Left arrow
Forward	Alt+Right arrow
Refresh	Ctrl+R
Save as	Ctrl+S
Print	Ctrl+P
Cast media to device	
Create QR code for this page	
Read aloud	Ctrl+Shift+U
Translate to English	
Add page to Collections	>
Web capture	Ctrl+Shift+S
View page source	Ctrl+U
Inspect	Ctrl+Shift+I



Using 'Immersive Reader' in Edge

The screenshot shows a Microsoft Edge browser window displaying the Moon Hall School website. The address bar shows the URL: <https://www.moonhallschoolreigate.co.uk/about-us/welcome-to-moon-hall-reigate>. The website header includes the MHS Reigate logo and the text "Moon Hall School". Navigation links for "Contact", "Visit", "Apply", and "Menu" are visible in the top right. The main content area features a photograph of three young boys in a classroom setting, with one boy in the foreground smiling and holding a yellow sheet of paper. A white Immersive Reader toolbar is overlaid on the page, containing icons for "Pause", "00:00:00", "Select Area", "Audio", and "Record Pointer".

MHS Reigate Moon Hall School

Contact | Visit | Apply | Menu

Specialist Dyslexic School for Children aged 7-15

[Home](#) | [About Us](#) | Welcome To Moon Hall, Reigate

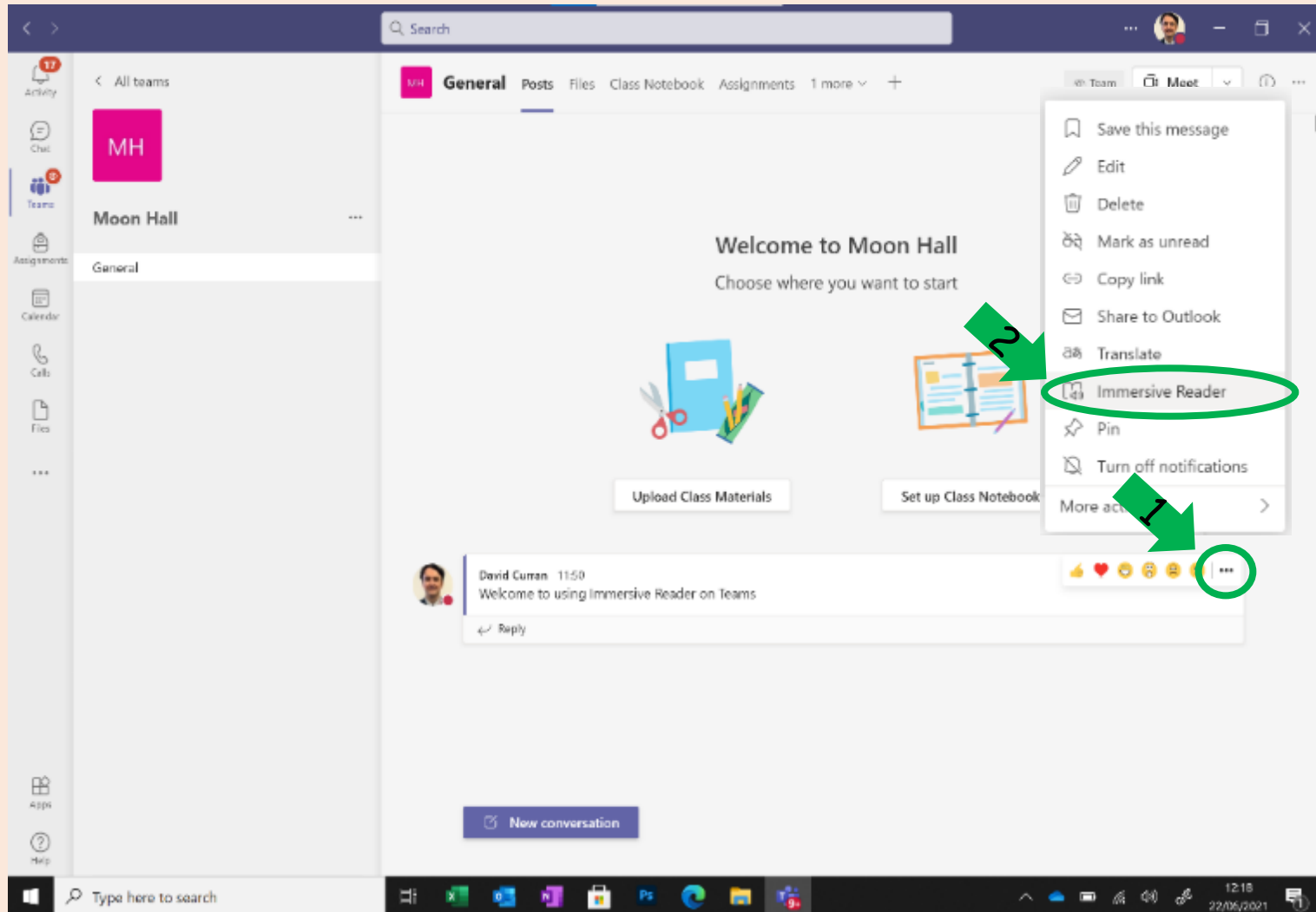
Welcome to Moon Hall, Reigate

Thank you for visiting our website – it is only a small indicator of our exceptional school and I am

About Us



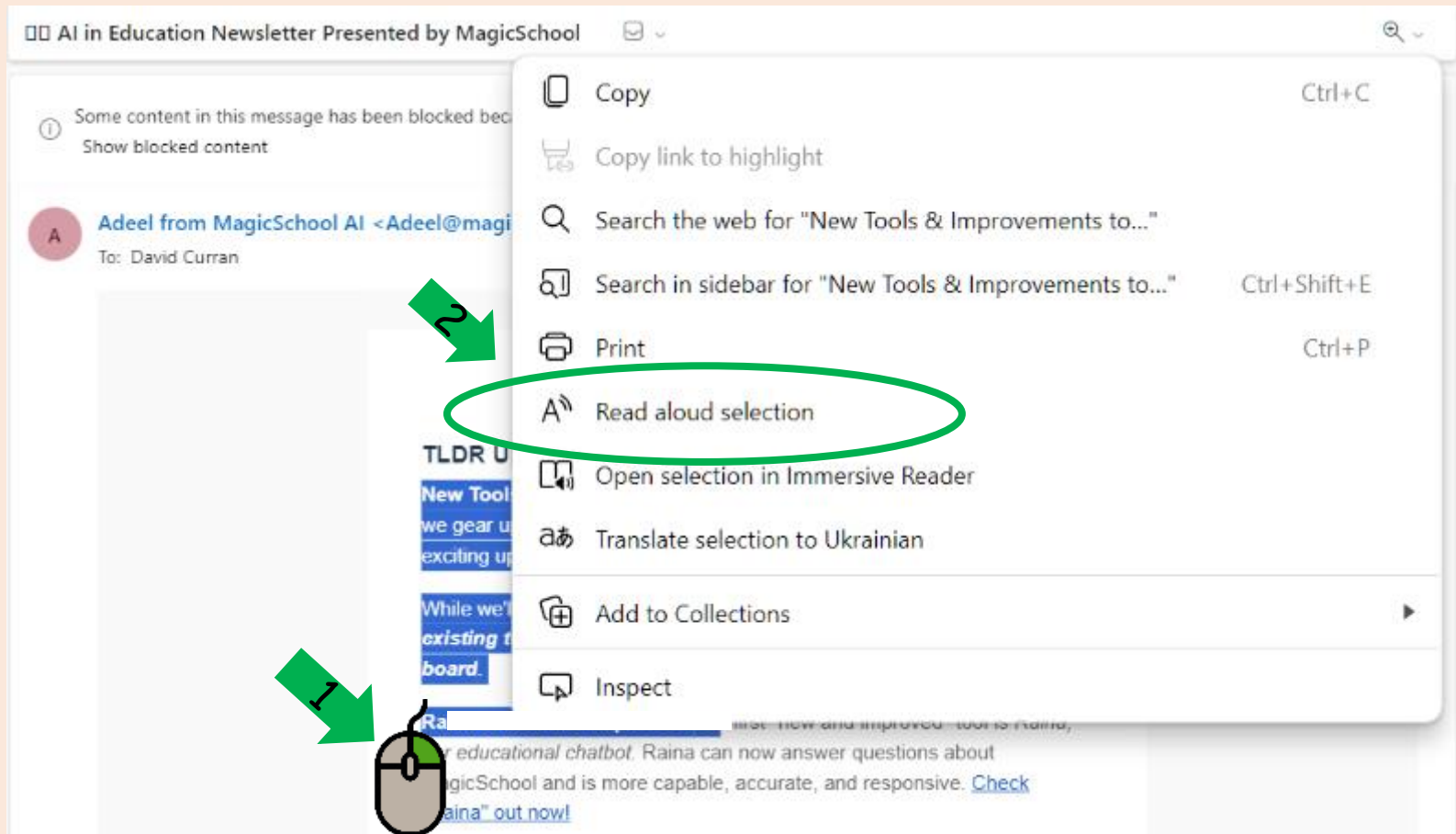
Using 'Immersive Reader' in Teams



The screenshot displays the Microsoft Teams interface. On the left, the navigation pane shows 'All teams' with 'Moon Hall' selected. The main area shows the 'General' channel with a welcome message from David Curran at 11:50: 'Welcome to using Immersive Reader on Teams'. A context menu is open over the message, listing actions such as 'Save this message', 'Edit', 'Delete', 'Mark as unread', 'Copy link', 'Share to Outlook', 'Translate', 'Immersive Reader', 'Pin', and 'Turn off notifications'. The 'Immersive Reader' option is circled in green. A green arrow points from the 'Immersive Reader' option to the three-dot menu icon at the bottom right of the message. Another green arrow points from the 'Immersive Reader' option to the 'Set up Class Notebook' button in the background.



Using 'Immersive Reader' in Outlook



The screenshot shows an Outlook email titled "AI in Education Newsletter Presented by MagicSchool" from Adeel from MagicSchool AI. A context menu is open over a selected text block, with the option "Open selection in Immersive Reader" circled in green. A green arrow labeled "2" points to this option. Another green arrow labeled "1" points to a mouse cursor clicking on the text. The text being interacted with includes "TLDR U", "New Tool", "we gear u", "exciting up", "While we'", "existing t", and "board".

- Copy (Ctrl+C)
- Copy link to highlight
- Search the web for "New Tools & Improvements to..."
- Search in sidebar for "New Tools & Improvements to..." (Ctrl+Shift+E)
- Print (Ctrl+P)
- Open selection in Immersive Reader**
- Translate selection to Ukrainian
- Add to Collections
- Inspect





Assistive Technology – a parent / carer guide

- An introduction to Assistive Technology
- FREE Microsoft resources (dictate and immersive reader / read aloud on Word, Powerpoint, Outlook and Teams; dictate search and read aloud on Microsoft Edge)
 - Ease of access
 - Editor Accessibility
- FREE Google resources
- Guide to TextHelp Read&Write app
- Demo of MS (Office) Lens - FREE
- Demo of Reader pens & Orcams
- (FREE) Touch typing resources
- (FREE) Reading resources






Google

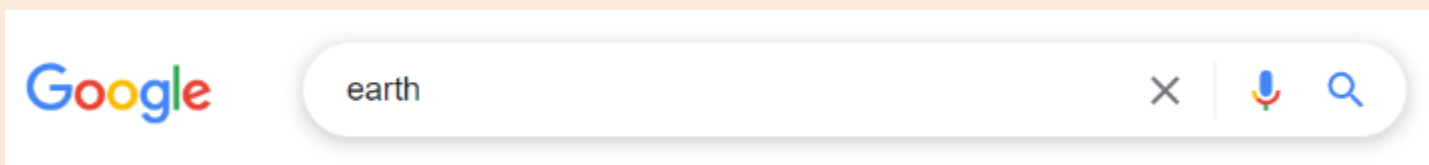
How to use voice dictation in Google Docs

To start, go to create a new Google Docs file in either [Google Drive](#) or [Google Docs](#). Once you're in the new document, go to the top menu and select *Tools > Voice typing*, or press **Ctrl+Shift+S** on your keyboard.



How to make Google Docs accessible for screen readers?

Launch Google Docs on your computer. Select "Tools" from the menu bar. Click on "Accessibility settings". Make sure to check the "Turn on screen reader support" and click "OK". The "Accessibility" section will appear in your Google Docs toolbar. Now, type a word or a sentence, or open a document and highlight the part you want Google Docs to read.





Google

Google

Accessibility





TextHelp Read&Write



Student hub





TextHelp Read&Write



**Free for
Teachers**

We offer our literacy support toolbar
& digital maths tool free for teachers!







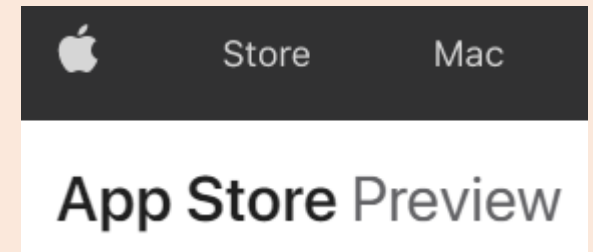
Assistive Technology – a parent / carer guide

- An introduction to Assistive Technology
- FREE Microsoft resources (dictate and immersive reader / read aloud on Word, Powerpoint, Outlook and Teams; dictate search and read aloud on Microsoft Edge)
 - Ease of access
 - Editor Accessibility
- FREE Google resources
- Guide to TextHelp Read&Write app
- Demo of MS (Office) Lens - FREE
- Demo of Reader pens & Orcams
- (FREE) Touch typing resources
- (FREE) Reading resources





Microsoft (Office) Lens



This app is available only on the App Store for iPhone and iPad.



[How to use Office Lens and Immersive Reader](#)



Reader pens



C-PEN™





Orcams







Assistive Technology – a parent / carer guide

- An introduction to Assistive Technology
- FREE Microsoft resources (dictate and immersive reader / read aloud on Word, Powerpoint, Outlook and Teams; dictate search and read aloud on Microsoft Edge)
 - Ease of access
 - Editor Accessibility
- FREE Google resources
- Guide to TextHelp Read&Write app
- Demo of MS (Office) Lens - FREE
- Demo of Reader pens & Orcams
- (FREE) Touch typing resources
- (FREE) Reading resources





Positive Screentime – Homework for Housepoints

How could typing skills impact on exam results?

	Speed WordsPerMinute	Sentences written in 2.5 hours	Additional sentences when typed
Handwriting	19	190	
Ok Typist	29	290	+100
Improved typist	50	500	+310





- understanding the benefits and importance of touch typing

(FREE) Touch typing resources

- [Dance Mat Typing for 7 - 11 year olds - BBC Bitesize](#)

A Junior introduction to touch typing

- [Ratatype — Online Touch Typing Tutor and Typing Lessons](#)

Create an account to track progress; Includes printable certificates

- [Home - SpeedTypingOnline](#)

Has typing lessons, speed test (speed and errors), copy typing

- <https://www.typingclub.com>

Another structured programme to work through





Touch typing resources





Touch typing games

Block 1

- [Save the Sailboats, an Online Free Typing Game](#)
- [Meteor Typing Blast, a Free Typing Game | FreeTypingGame.net](#)
- [Trick or Type, a Free Typing Game | FreeTypingGame.net](#)

Block 2

- [Nitro Type | Competitive Typing Game | Race Your Friends](#)

Block 3

- [Select a free typing game to play online: | FreeTypingGame.Net](#)
- [Monkeytype](#) - timed sprints



Books, books, books . . .





Future Trends and Developments in Assistive Technology for Schools

1

Virtual Reality Learning

Assistive virtual reality systems can provide students with hands-on learning experiences and help them to visualize complex concepts.

2

Artificial Intelligence

AI technology can provide personalized learning experiences, such as automated essay grading software, allowing teachers to give feedback more quickly.

3

Smart Home Technology

Assistive technology in the form of smart home devices such as Amazon Alexa or Google Nest can provide support and comfort to students with complex needs. [Humane's AI Pin?](#)



Hello, my name is David Curran



currand@moonhall.co.uk



Assistive Technology (AT)



Our aim is for Assistive Technology to become part of all that we do, for it to be second nature so that our pupils can access this support independently and with confidence.

We want all of our learners to be independent and not seek reliance on an individual for support if they can avoid it. By using Assistive Technology this develops their independence and skills that they can use both throughout their lessons each day and also after their time at Moon Hall.



Assistive Technology – a parent / carer guide

- An Introduction to Assistive Technology
- FREE Microsoft resources (dictate and immersive reader / read aloud on Word, Powerpoint, Outlook and Teams; dictate search and read aloud on Microsoft Edge)
 - Ease of access
 - Editor Accessibility
- FREE Google resources
- Guide to TextHelp Read&Write app
- Demo of MS (Office) Lens - FREE
- Demo of Reader pens & Orcams
- (FREE) Touch typing resources
- (FREE) Reading resources




Questions?